

April 21, 2005

This report can be considered a full report and description of activities and processes undertaken to date in a variety of scenarios. Our findings and conclusions will form a separate portion of the report.

---

## **WEBSITE**

As part of the overall process the Ontario Métis Aboriginal Association contracted with Current Contacts to construct a website that would be multifunctional. The site was designed to encapsulate and cover the following aspects:

### **1. Meeting Schedule**

- a. The site included on the menu section a listing of OMAA's Community Meeting Schedule, which listed the date of the meeting, the community within which the meeting would take place, the specific location of the meeting and the time at which the meeting would take place.
- b. The site was constructed as to allow the coordinator to input the sites on a regular basis without recourse to the web designer, even while the administrator was on the road, utilizing *ColdFusion* technology..

### **2. Background Information**

In order to provide full information for our community members the website sought to collate the relevant material under the menu and specifically under 'site links'. In order not to duplicate, through re-creation, the efforts of the Nuclear Waste Management Organization many of the links were directed back to specific locations on the NWMO website.

Our experience in dealing with our many constituents has taught us that many are not prepared to 'trust' mainstream non-Aboriginal organizations to properly provide the relevant information to Aboriginal peoples.

Filtering the information through our own website often provides the sense of comfort and legitimacy they wish and they become more responsive to the material. In this process we attempted to balance the need to have all the relevant background material located on our website together with the necessity for cost-effectiveness.

The background material included the following specific sites and/or topics.

1. INVITATION TO DIALOGUE VIDEO

In this section access was provided to the NWMO's "Invitation to Dialogue" video, so that an overview of the process was ascertainable by the interested viewer. This video was used extensively during the community meetings and participants are advised it was on the website for repeated viewings if desired by themselves or other members of their family.

2. ASKING THE RIGHT QUESTIONS

This link connects to the material reviewed in the document "Asking the Right Questions. The Future Management of Canada's Used Nuclear Fuel." Access on this link also provides the viewer with access to the following specific subsections on this site including:

- Discussion Document 1: Executive Summary,
- Discussion Document Survey, and
- View Submissions on this Topic.

3. UNDERSTANDING THE CHOICES

This site link provides access to the document "Understanding the Choices." Access on this link is also provided to the following specific subsections on this site including:

- Discussion Document 2: Executive Summary,
- Discussion Document 2 Survey, and
- View Submissions on this Topic.

4. ASSESSING THE OPTIONS

Originally this site link provided access to the document "Assessing the Options", which was an in depth review of the options by the Assessment Team in June, 2004

5. ABORIGINAL DIALOGUES

This section reviewed the material provided by the Aboriginal community on the issue and was organized under the following headings:

A. OMAA



This site link allowed the visitor to access material that the Ontario Métis Aboriginal Association had provided to the Nuclear Waste Management Organization and included:

- OMAA'S position paper at the conclusion of Phase 2 of the Nuclear Waste Management Initiative,
- The Powerpoint presentation, which OMAA had utilized for its Board workshop in April of 2004.

#### B. ASSEMBLY OF FIRST NATIONS

Access from this link allowed viewers to examine the First Nations Working group meeting reports # 1 and #2, and additional material as it was posted by the AFN including regional forums, summary reports of the regional forums and progress reports.

#### C. INUIT TAPIRIT KANATAMI

Access from this link allowed viewers to examine the ITK's material including their Year-end report (March 31, 2004) and quarterly report (July 1, 2004).

### 6. NUCLEAR WASTE MANAGEMENT ORGANIZATION

This site link connected the visitor directly with the Nuclear Waste Management Organization's website (home page). While at community meetings the location of the Nuclear Waste Management's website was publicized, especially when attendees had a desire for in depth information on what other organizations and/or individuals were saying about the issue.

### 7. FREQUENTLY ASKED QUESTIONS

This site link connected the visitor directly with the Nuclear Waste Management Organization's FAQ section that addressed many of the same questions that were encountered during the community meeting and/or points raised in the briefing sessions during each community meeting.

### 8. FACT SHEETS

This site link connected directly to a number of fact sheets on specific issues including the following:



- A. *HEALTH EFFECTS OF RADIATION AND RADIOACTIVITY*
- B. *HOW NUCLEAR FUEL WASTE IS MANAGED IN CANADA*
- C. *NUCLEAR FUEL WASTE IN CANADA*
- D. *REACTOR SITE EXTENDED STORAGE*
- E. *DEEP GEOLOGICAL REPOSITORY*
- F. *CENTRALIZED EXTENDED STORAGE*

Participants in the community meetings were encouraged to visit this section if they had a desire for further in depth review of one of these issues that could not be otherwise satisfied, either through the question and answer session, or a review of the material provided directly during the meeting.

### **3. Information on OMAA's Participation,**

The main body of the website (located between the menu bar and the survey selection button) contained an overview of OMAA's participation in the process to date, a review of our present endeavours, and a brief overview of the issue including photographs and diagrams which illustrated, *inter alia*, the three required options for review.

The rationale for Aboriginal involvement in the process is also highlighted in this section including the Aboriginal principles, which should be followed and some of the lessons, which Aboriginal communities believe the process could learn from.

### **4. Nuclear Waste Survey**

Located on the website was the Nuclear Waste Management Survey which we developed to ascertain the views and opinions of our constituents with regard to this important issue. By clicking on the icon located to the right of the website home page visitors could directly input their views into the document and submit it.

The material went into an online database established for retrieval of the data for analysis and review at a later date. The online version of the survey also allowed for the facilitator to input the manually completed surveys received at the community meetings, while he/she conducted the community consultations.

The results of the surveys inputted to date will be addressed later in this report.

### **5. Acknowledgement of NWMO's participation and Support**

Located on the website was both the logo of the Nuclear Waste Management Organization and an acknowledgement of their financial support of the initiative. This

kind of acknowledgement was continued during the community meetings and on the promotional material.

---

## **COMMUNICATIONS**

The approach regarding communications involved three (3) processes:

### 1. Newspaper

An extensive article was inserted into the Woodland Métis News for the summer 2004 edition. That paper has a circulation of over 40,000 across Ontario, Canada and into places in the United States of America. The articles reviewed OMAA's position paper as a result of the Board workshop conducted in April 2004 and there was a specific thank you to the NWMO, President Elizabeth Dowdeswell, and Donna Pawlowski for their assistance.

The paper was also mailed to all MP's and MPP's for Ontario, and to colleges and universities as well as Friendship Centres across Ontario. It was also made available at community meetings for those who were not members of the Ontario Métis Aboriginal Association. Copies of that paper were delivered to the Nuclear Waste Management Organization's office in Toronto.

### 2. Website

The website was extensively promoted during the community meetings to encourage those participants interested in more in depth material. It remains a powerful educational and communications tool at our disposal.

### 3. Community Meetings

OMAA believes that the most effective way to get a message directly to its members is through community meetings. Face to face contact has long been an Aboriginal tradition and continues to be the preferred method of discussion and education. We will report subsequently on this process, more in depth.

---

## **ASSEMBLY**

In order to maximize the effect of these consultations the Nuclear Waste Management Initiative formed a component on OMAA's assembly conducted in Sault Ste Marie in September 2004. Delegates came from all across Ontario and received the following;



- Workshop on Nuclear Waste Management including Asking the Right Questions and Understanding the Choices,
- NWMO DVD for display, review and to take away,
- Information packages provided by the NWMO,
- Q & A session with Frank Palmater and R. Jack Falkins,
- Individual contact between local community leaders and the facilitators of the project stressing the upcoming community meetings, the necessity of community involvement and general discussion on potential locations, etc.

This kind of a contact raised the profile of the process (through involvement by the Executive members) and one on one discussion between the project facilitators and community leaders, which had dividends later in the project through increased attendance.

---

## **MEETINGS**

### **(a) Format**

The community meeting process followed a specific process and format. Initially potential communities were identified as likely locations, based on membership numbers and past experiences with turnout and interest.

A hall was then identified, selected, a date and time arranged and a notice mailed to all members within an approximately 50-kilometre radius from that site inviting their attendance at the meeting.

If there was a local association or a Zone corporation within the vicinity a personal call was made to the President alerting him/her to the meeting and soliciting their assistance in broadcasting the details of the meeting within the community and membership. The meeting date, place and time were then inserted into the Website meeting schedule.

In order to achieve economies of scale the meetings were scheduled sequentially, all within a relatively short driving distance from the previous meeting's location. Meetings were scheduled generally for the evenings (start time 7:00 p.m.), 7 days a week, and on many occasions there would be two meetings on Saturday and two on Sunday with the first meeting scheduled for 2:00 p.m. start and the second for a 7:00 p.m. start. This would of course require the second meeting to be within about a 1 hour drive from the first meeting to allow the packing up of equipment and materials from the first meeting and the setting up on equipment and materials for the second meeting within the strict

time frames. This would of course allow us to visit more communities and make valuable use of limited resources, both in manpower and financial.

A sign in sheet was located on a table as the participants entered the hall. Also at the table was material provided by the Nuclear Waste Management Organization including:

- Asking the Right Questions: The Future Management of Canada's Used Nuclear Fuel,
- Understanding the Choices,
- Assessing the Options: The Future Management of Canada's Used Nuclear Fuel, and
- Responsible Action: Citizen's Dialogue on the Long-Term Management of Used Nuclear Fuel

At some of the locations we had additional copies of the DVD's produced by the NWMO and these were soon taken by those in attendance, for use by the local groups later. Attendees were encouraged both upon entry and at the conclusion of the session to help themselves to the literature on the subject, both for themselves and others who were unable to attend. Upon entry they were also provided with OMAA's survey for completion.

At the start of the meeting the facilitator would provide an overview of the topic and the reason for the inclusion of Aboriginals in the process. Specific mention was made of the Seaborn Commission report. After the overview the NWMO DVD was played for those in attendance. Initially we utilized the first DVD 'Canada's Used Nuclear Fuel: Invitation to Dialogue' but then switched to 'Understanding the Choices' when it became available.

After the DVD was played the three options were reviewed (both the pluses and the minuses of each option), the other options that had been considered by the NWMO and then the floor was opened for a Question and Answer session. Usually the completion of the survey prompted observations from those in attendance, although there were many unilateral comments after the showing of the DVD.

It should be noted that participants were encouraged but not forced to complete the surveys. Some felt that they wished additional time to absorb the material before completion of the surveys and as a result would not do so at the meeting. They were made to feel that this was completely acceptable. Some felt that their opinion mattered not at all and despite reassurances from us, and a review of President Elizabeth Dowdeswell's statements that "all Canadians' opinions were equal in value and important to the NWMO" they would not complete the survey. More on this will be mentioned in the Findings and Conclusions section.

All attendees were encouraged to voice their own opinion, even if it differed from that of OMAA's board. We tried to insure that attendees understood that there was no right and no wrong answer and that opinions were important to the process.

At the conclusion of the session attendees were also encouraged to take surveys home for others who were unable to attend, to complete, to view the online material at both our website and that of the Nuclear Waste Management Organization, or to approach the facilitator with questions that they wished answers for. They were also encouraged to have non-Aboriginals fill in the surveys also if they wished.

***(b) Locations***

The community locations visited to date across Ontario include the following;

<u>Date of Meeting</u>	<u>Community</u>	<u>Location</u>
December 1, 2004	Elliot Lake	Anchor Club
December 27, 2004	Spanish	Royal Canadian Legion
December 29, 2004	Iron Bridge	Lions Hall
January 3, 2005	Echo Bay	Elks Hall
January 4, 2005	Thessalon	Royal Canadian Legion
January 5, 2005	Orillia	Loyal Order of the Moose
January 6, 2005	Port McNicoll	Royal Canadian Legion
January 6, 2005	Midland	Mountainview Mall
January 7, 2005	Gravenhurst	Royal Canadian Legion
January 7, 2005	Midland	Mountainview Mall
January 8, 2005	Midland	Mountainview Mall
January 8, 2005	Owen Sound	Royal Canadian Legion
January 13, 2005	Kenora	Shoppers Mall
January 13, 2005	Kenora	Knights of Columbus Hall
January 14, 2005	Kenora	Shoppers Mall
January 14, 2005	Vermilion Bay	Lions Hall
January 15, 2005	Wabigoon	Wabigoon Métis Hall
January 16, 2005	Dryden	Riverview Lodge
January 18, 2005	Fort Frances	Royal Canadian Legion
January 19, 2005	Rainy River	Recreation Centre
January 20, 2005	Sioux Lookout	Recreation Centre
January 22, 2005	Ignace	Royal Canadian Legion
January 24, 2005	Thunder Bay	Canadian Lakehead Ex.
January 25, 2005	Hurkett	Hurkett Community Centre
January 26, 2005	Terrace Bay	Royal Canadian Legion
January 27, 2005	Nipigon	Royal Canadian Legion
January 30, 2004	Sturgeon Falls	Recreational Complex





January 31, 2005	Chelmsford	Royal Canadian Legion
February 3, 2005	Pembroke	Pembroke Mall
February 3, 2005	Pembroke	Royal Canadian Legion
February 4, 2005	Pembroke	Pembroke Mall
February 4, 2005	Pembroke	Royal Canadian Legion
February 4, 2005	Arnprior	Royal Canadian Legion
February 5, 2005	Renfrew	Royal Canadian Legion
February 6, 2005	Renfrew	Royal Canadian Legion
February 6, 2005	Matawatchan	Matawatchan Town Hall
February 7, 2005	Bancroft	Fish & Game Club
February 8, 2005	Peterborough	Knights of Columbus
February 13, 2005	Iroquois	Royal Canadian Legion
February 13, 2005	Cornwall	Royal Canadian Legion
February 14, 2005	Trenton	Elks Hall
February 15, 2005	Kingston	Royal Canadian Legion
February 16, 2005	Belleville	Elks Lodge
February 17, 2005	Smiths Falls	Civitan Club
February 18, 2005	Brockville	Royal Canadian Legion
February 19, 2005	Napanee	Royal Canadian Legion
February 22, 2005	Renfrew	Leclair's Banquet Hall
February 23, 2005	Haliburton	Fleming College
March 2, 2005	Noelville	Knights of Columbus Hall
March 3, 2005	Britt	Private Home, Byng Inlet
March 3, 2005	Spanish	Royal Canadian Legion
March 18, 2005	Ottawa	Royal Canadian Legion
March 19, 2005	Windsor	Croatian Hall
March 20, 2005	Chatham	Kent Belgium Dutch Club
March 20, 2005	Sarnia	Lambton Shrine Centre
March 21, 2005	Hamilton	Royal Canadian Legion
March 22, 2005	Welland	Lions Club
March 23, 2005	Wawa	Royal Canadian Legion
March 25, 2005	Chapleau	Trinity United Church
March 25, 2005	Iroquois Falls	Royal Canadian Legion
March 26, 2005	Timmins	Laronde Cultural Centre
March 27, 2005	Cochrane	Boy Scout Hall
March 28, 200	Geraldton	Royal Canadian Legion
March 29, 2005	Thunder Bay	Travelodge Hotel
Total	64 meetings	

The total number of meetings, inclusive of mall locations to date, has been 64 in number.



( c ) Numbers in Attendance

At the community meeting locations those in attendance were encouraged to sign in. That is not to say that everyone did sign in. Some people just refuse to be bothered to sign in and in some locations the numbers were so great people did not want to stand around waiting for access to the sign in sheet. (Chelmsford/Bancroft/Sturgeon Falls for example)

A review of those sheets indicate attendance as follows:

<u>Date of Meeting</u>	<u>Community</u>	<u>Numbers Attending</u>
December 1, 2004	Elliot Lake	20
December 27, 2004	Spanish	14
December 29, 2004	Iron Bridge	9
January 3, 2005	Echo Bay	3
January 4, 2005	Thessalon	3
January 5, 2005	Orillia	7
January 6, 2005	Port McNicoll	19
January 6, 2005	Midland	26
January 7, 2005	Gravenhurst	6
January 7, 2005	Midland	50
January 8, 2005	Midland	17
January 8, 2005	Owen Sound	2
January 13, 2005	Kenora	7
January 13, 2005	Kenora	60
January 14, 2005	Kenora	100
January 14, 2005	Vermilion Bay	-
January 15, 2005	Wabigoon	16
January 16, 2005	Dryden	14
January 18, 2005	Fort Frances	9
January 19, 2005	Rainy River	3
January 20, 2005	Sioux Lookout	9
January 22, 2005	Ignace	7
January 24, 2005	Thunder Bay	14
January 25, 2005	Hurkett	11
January 26, 2005	Terrace Bay	15
January 27, 2005	Nipigon	13
January 30, 2004	Sturgeon Falls	77 (minimum)
January 31, 2005	Chelmsford	75 (minimum)
February 3, 2005	Pembroke	36
February 3, 2005	Pembroke	22
February 4, 2005	Pembroke	11
February 4, 2005	Pembroke	28

February 4, 2005	Arnprior	12
February 5, 2005	Renfrew	39
February 6, 2005	Renfrew	37
February 6, 2005	Matawatchan	29
February 7, 2005	Bancroft	92 (minimum)
February 8, 2005	Peterborough	25
February 13, 2005	Iroquois	17
February 13, 2005	Cornwall	9
February 14, 2005	Trenton	11
February 15, 2005	Kingston	6
February 16, 2005	Belleville	32
February 17, 2005	Smiths Falls	2
February 18, 2005	Brockville	17
February 19, 2005	Napanee	16
February 22, 2005	Renfrew	20
February 23, 2005	Haliburton	41
March 2, 2005	Noelville	24
March 3, 2005	Britt	16
March 3, 2005	Spanish	3
March 18, 2005	Ottawa	9
March 19, 2005	Windsor	63
March 20, 2005	Chatham	44
March 20, 2005	Sarnia	4
March 21, 2005	Hamilton	3
March 22, 2005	Welland	6
March 23, 2005	Wawa	9
March 25, 2005	Chapleau	8
March 25, 2005	Iroquois Falls	5
March 26, 2005	Timmins	12
March 27, 2005	Cochrane	17
March 28, 200	Geraldton	5
March 29, 2005	Thunder Bay	19

Total signed in attendance at Community Meetings 1371 minimum.

It should be noted that the number of people contacted through the initiative would no doubt exceed this total because of a number of factors;

- Visitors to the website were not counted and do not form part of this total,
- Members who called in and requested that the survey and/or information on the topic be mailed to them were not included in this total,

- Members who attended the assembly were not part of this total but exceeded 100 in number,
- Community locals requested and were left copies of information and surveys for members unable to attend the meeting and these numbers were not included in the total above, and
- No doubt there were family members, friends and community members who received copies of the surveys and reviewed the information taken by those who did attend the community meetings.

**MALL LOCATIONS**

We were able to secure locations in three malls in communities in which we had otherwise scheduled community visits. These malls included:

January 6, 2005	Midland	Mountainview Mall
January 7, 2005	Midland	Mountainview Mall
January 8, 2005	Midland	Mountainview Mall
January 13, 2005	Kenora	Shoppers Mall
January 14, 2005	Kenora	Shoppers Mall
February 3, 2005	Pembroke	Pembroke Mall
February 4, 2005	Pembroke	Pembroke Mall

At the mall locations a table was erected that had the following pieces of information:

- Asking the Right Questions: The Future Management of Canada’s Used Nuclear Fuel,
- Understanding the Choices,
- Assessing the Options: The Future Management of Canada’s Used Nuclear Fuel,
- Responsible Action: Citizen’s Dialogue on the Long-Term Management of Used Nuclear Fuel,
- OMAA’s Woodland Métis News, and
- The Nuclear Waste Management Survey for completion

Generally the mall locations would be staffed from 9:00 a.m. to at least 5:00 p.m. and on occasion later. Located adjacent to the table was a 7 foot high collapsible sign. The sign featured the logo of the Nuclear Waste Management Organization and OMAA, acknowledged the financial contribution of the NWMO to fund the dialogue and the message on the display (over our Healthy Communities logo) was

“ The Future Management of  
Canada’s Used Nuclear Fuel



## Listening to Your Aboriginal Voice.”

Mall locations usually prevent any solicitation of people frequenting the mall, so the person staffing the table would just wait for people to approach the table, then engage them in a discussion about the purpose of the display, invite them to pick up the informational material and hopefully to complete the survey. All people, including non-Aboriginals, who approached the table, were encouraged to review the material. Questions were answered as asked.

---

### SURVEYS

As indicated hereinbefore we designed a survey, a copy of which is attached to this report as Appendix A. The intention when designing the survey was to achieve the following:

1. Establish contact information so that future initiatives on this topic could be directed to the interested individual, who had already demonstrated some interest in the topic. This would also assist us in identifying and proceeding directly to those who had already received the basic information on the topic so they could better respond quickly to the final report.
2. Establish base age groups to understand who was interested in the topic and what age group had or had not been engaged sufficiently,
3. Establish the ethnic status of the participant,
4. Establish levels of awareness of the issue of nuclear waste management amongst our constituents,
5. Gauge the public's feeling on the effort to provide information on the issue,
6. Establish from their perspective who should be responsible for the provision of this information,
7. Have those completing the survey rank the three required options in order of preference from 1 to 3,
8. Review the 3 methods receiving some international attention and ascertain opinions from those completing the survey on different aspects (as outlined below),
9. Gather opinions on three additional proposals (Disposal at Sea, Disposal in Ice Sheets and Disposal into Space),
10. Elicit from those completing the survey any other potential options they feel should be explored,
11. Ascertain from those completing the survey their opinions on Aboriginal issues in this debate,
12. Ascertain from those completing the survey their views on whether there needs to be a national debate on the use of nuclear power,

13. Ascertain from those completing the survey if they feel there needs to be more effective 'consultations' with the Canadian public before the Federal Government makes a decision,
  14. Ascertain from those completing the survey what they believe would be effective consultations,
  15. Obtain a response to a specific approach on the issue, and
  16. Ascertain if those completing the survey have any comments on the initiative or future initiatives regarding used nuclear fuel management.
- 

### **SURVEY RESULTS**

The following synopsis of the results comes from the **808 surveys**, which are currently inputted into the database. Other surveys are continuing to arrive, albeit at a decreasing rate, but will not for the purposes of this report be included. We do not believe that they will significantly alter the findings herein.

The results that follow are presented in the same order as which the question appeared in the survey. An analysis of the results will form part of the '*Findings & Conclusions*' section of this report.

#### **Question # 3**

This question elicited responses, which indicated the name of the City/Town/Village in which the person completing the survey resided. The following list indicates those cities by name and the number behind the name indicates how many surveys have been received from that location to date.

No city filled in on 27 entries.

Arkona 1  
Arnprior 5  
Atikokan 1  
Azilda 3  
Bancroft 35  
Barrie 2  
Barry's Bay 1  
Beachburg 1  
Beardmore 2  
Belle River 1  
Belleville 12

Benton 2  
Blenheim 5  
Blind River 3  
Brighton 3  
Brinston 2  
Brockville 1  
Burnt River 1  
Cache Bay 1  
Cambridge 1  
Chalk River 3  
Chapleau 3  
Chatham 10  
Chelmsford 12  
Christian Island 1  
Cloyne 4  
Cochrane 7  
Connaught 1  
Coe Hill 1  
Coldwater 3  
Cornwall 2  
Delta 1  
Deseranto 2  
Denbigh 6  
Dinorwic 1  
Dorion 3  
Dryden 10  
Eagle River 1  
Egansville On 1  
Elliott Lake 36  
Elmvale 1  
Emo 2  
Etobicoke 1  
Felelon 1  
Frederick House 1  
Fort Coulonge Quebec 1  
Fort Frances 5  
Foxboro 1  
Frankford 2  
Gassaway 1  
Golden Lake 2  
Gilmore 1  
Gooderham 8



Gravenhurst 2  
Grand Point 1  
Griffith 2  
Haliburton 1  
Hanmer 1  
Hurkett 2  
Ignace 7  
Indian River 1  
Iron Bridge 2  
Irondale 4  
Iroquois 7  
Kapusking 1  
Khartum 1  
Keewatin 7  
Kenora 46  
Kingston 4  
Kinmount 10  
Kitchener 1  
Koministiquia 1  
Lake St Peter 1  
Lakefield 1  
L'amable 1  
Langley 1  
Lavigne 6  
Levack 1  
London 3  
Longlac 1  
Lyndhurst 2  
Madoc 2  
Malland 1  
Maple Leaf 2  
Massey  
Markstay 2  
McGregor 1  
Matawatchan  
Maynooth 3  
Midland 8  
Minden 5  
Monetville 1  
Morland 1  
Morrisburg 1  
Napanee 3



Newburgh 1  
Niagara Falls 3  
Nepean 2  
Nipigon 3  
Noelville 9  
Nolalu 1  
Norland 1  
North Augusta 6  
Northbrook 3  
North Bay 1  
Omeme 1  
Orillia 9  
Oshawa 3  
Ottawa 9  
Pembroke 25  
Penetang 7  
Penetanguishene 1  
Perkinsfield 1  
Petawawa 2  
Peterborough 7  
Picton 2  
Port McNicoll 61  
Port Perry 2  
Porquis 1  
Prescott 2  
Rainy River 1  
Rama 1  
Renfrew 29  
Orillia 1  
Sarnia 2  
Sault Ste Marie 19  
Schreiber 1  
Schumacher 3  
Shannonville 1  
Sioux Lookout 8  
Spanish 9  
Spragge 1  
St Andrews 1  
St Charles 6  
St Thomas 1  
Sturgen Falls 22  
Sudbury 6  
Terrace Bay 9



Thunder Bay 51  
Toronto 2  
Timmins 7  
Trenton 4  
Tecumseh 4  
Victoria Harbour 2  
Wabigoon 21  
Wahnapitae 2  
Warren 2  
Windsor 17  
Wallaceburg 8  
Wasaga Beach 2  
Wawa 2  
White Dog 1  
Woodstock 5  
Wooler 2

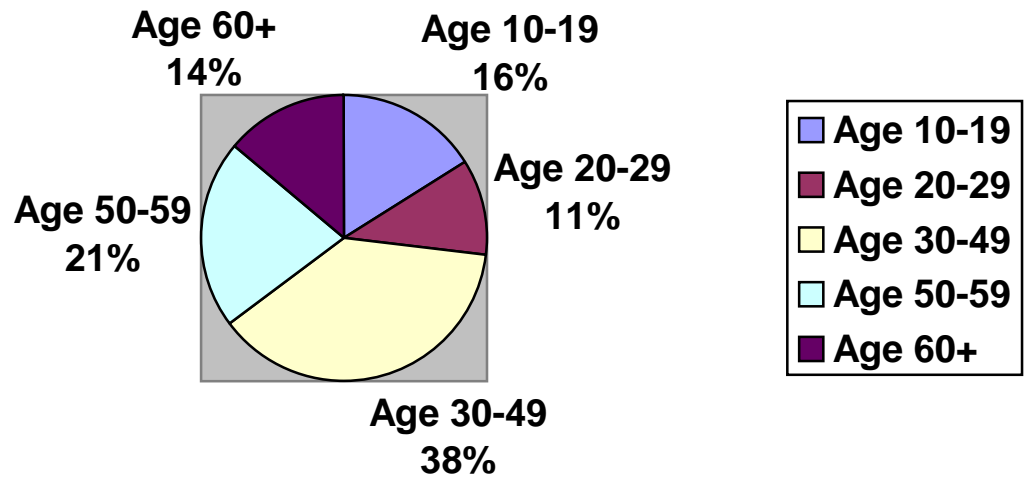
This represents 154 individual cities/towns/villages currently in the database.

---

#### **Question # 4**

This question addresses the age groups of those participating in the survey. The results are as follows:

10 – 19	130
20 – 29	88
30 – 49	306
50 – 59	171
60+	113
Total	808



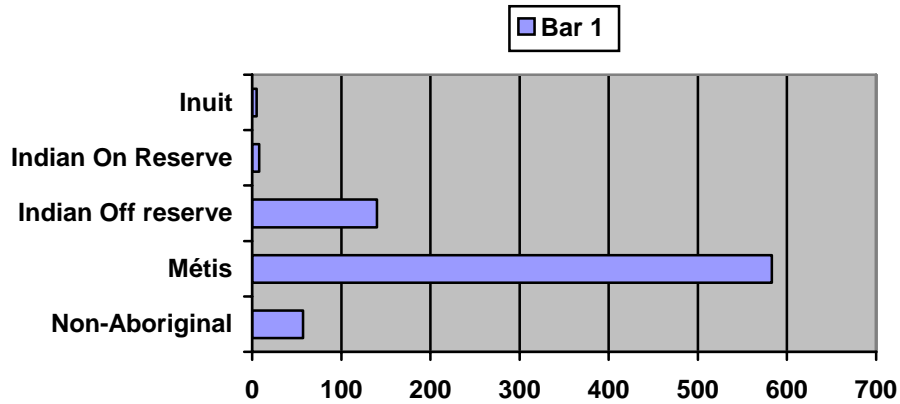
**Question # 8**

This question elicited responses as to the ethnicity of those who were completing the survey.

*Results:*

The demographic breakdown was as follows:

1. There were 57 people who marked non-Aboriginal.
2. There were 583 people who marked Métis.
3. There were 8 people who marked Indian on reserve.
4. There were 140 people who marked Indian off reserve,
5. There were 5 people who marked Inuit.




---

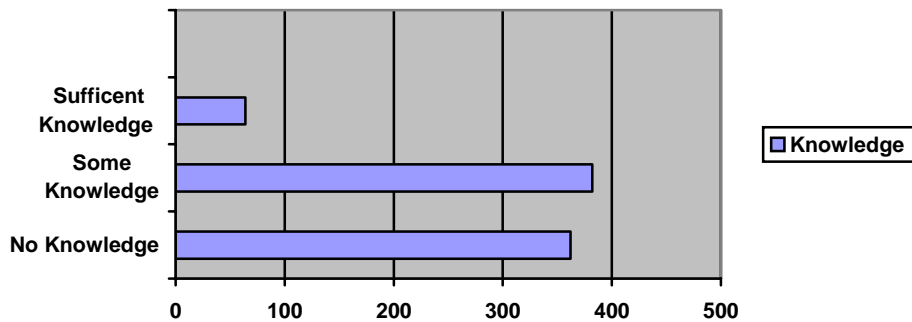
**Question # 9**

This question asked the question “ How would you describe your level of awareness of the current issue of disposal of Used Nuclear Fuel?”

*Results:*

1. There were 362 people who marked ‘no knowledge’.
2. There were 382 people who marked ‘some knowledge’.
3. There were 64 people who marked ‘sufficient knowledge’.

Total Responses 808



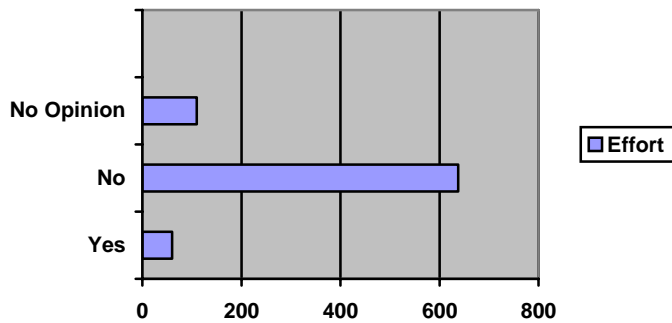
**Question #10**

This question asked “ Do you feel that there has been sufficient effort to provide the general populace with information on the issue?”

*Results:*

1. There were 60 people who marked ‘Yes’.
2. There were 638 people who marked “No”.
3. There were 110 people who marked “No opinion”.

*Total Responses*      808



---

**Question #11**

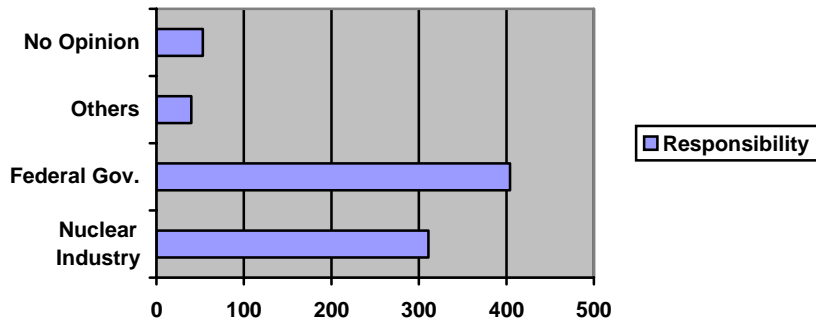
This question asked “ Who should be responsible for the provision of adequate information on the issue?”

*Results:*

1. There were 311 people who marked ‘The Nuclear Industry’.
2. There were 404 people who marked ‘the Federal Government’.
3. There were 40 people who marked ‘Others’.
4. There were 53 people who marked ‘no-opinion’

*Total Responses*      808

---



## **Question #12**

This question addressed the issue of the three required options that had to be studied pursuant to the legislation. The preamble to the question read as follows:

“ The Nuclear Waste Management Organization is required to report to the Federal Government on three options for disposal or storage. Please review the three options and rate them as to your order of preference from 1 to 3.”

The first option was Deep Geological Disposal and the preamble to that option indicated the following:

“ Burial deep underground, probably in Canadian Shield. Currently favoured by most countries and agencies. Challenge is to limit migration of contaminants. Uses multiple barriers to limit migration. Will involve transportation to site issues.”

### *Results:*

1. There were 158 people who marked ‘Number 1’.
2. There were 125 people who marked ‘Number 2’.
3. There were 297 people who marked ‘Number 3’.

*Total Responses:* 580

The second option was Centralized Storage and the preamble to that option indicated the following:

“ Access for retrieval under controlled conditions. Will involve transportation to site issues. Storage can be above or below ground. Issues of longevity and durability as well as location”

*Results:*

1. There were 156 people who marked 'Number 1'.
2. There were 332 people who marked 'Number 2'.
3. There were 111 people who marked 'Number 3'.

*Total Responses:* 599

The third option was Reactor Site Extended Storage and the preamble to that option indicated the following:

“ Currently in operation. Some below ground but mostly above ground. No transportation issues. Easier retrieval. Dispersal of sites in event of accident or terrorism. Easier access is science discovers new solution to issue in future.”

*Results:*

1. There were 414 people who marked 'Number 1'.
4. There were 96 people who marked 'Number 2'.
5. There were 160 people who marked 'Number 3'.

*Total Responses:* 670

---

**Question # 13**

The preamble to this question read as follows:

“ There are three methods, which are receiving international attention. Please review the three options and indicate which, if any, should receive ongoing consideration from the Canadian government.”

The first option reads as follows:

(a) **Reprocessing, Partitioning & Transmutation**: rearranging and recycling of components to recover and reuse components of used fuel. Current research on changing radioactive components to non-radioactive to lower the time horizon of risk.

- ( ) Should not be considered at present, other than maintaining a 'watching brief'
- ( ) Should be considered at present in addition to the 3 options listed above.
- ( ) Should be considered at present before the 3 above options.
- ( ) No opinion

*Results:*

73 people marked “ Should not be considered at present, other than maintaining a ‘watching brief’”

270 people marked “Should be considered at present in addition to the 3 options listed above”

192 people marked “ Should be considered at present before the 3 above options”

273 people marked “ No opinion.”

*Total Responses:* 808

(b) **Storage or Disposal at International Repository:** Simple, stable, isolated, geological environment required. Will involve transportation to site issues. Political opposition, financial risks and costs/benefits debate are to be considered.

- ( ) Should not be considered at present, other than maintaining a ‘watching brief’
- ( ) Should be considered at present in addition to the 3 options listed above.
- ( ) Should be considered at present before the 3 above options.
- ( ) No opinion

*Results:*

194 people marked “ Should not be considered at present, other than maintaining a ‘watching brief’”

176 people marked “Should be considered at present in addition to the 3 options listed above”

133 people marked “ Should be considered at present before the 3 above options”

305 people marked “ No opinion.”

*Total Responses:* 808

(c) **Emplacement in Deep Boreholes:** Solid packaged waste buried in deep boreholes kilometres into ground separated by cement. Significant technical questions require further research.

- ( ) Should not be considered at present, other than maintaining a ‘watching brief’



- ( ) Should be considered at present in addition to the 3 options listed above.
- ( ) Should be considered at present before the 3 above options.
- ( ) No opinion

*Results:*

272 people marked “ Should not be considered at present, other than maintaining a ‘watching brief’”

172 people marked “Should be considered at present in addition to the 3 options listed above”

82 people marked “ Should be considered at present before the 3 above options”

282 people marked “ No opinion.”

*Total Responses:*        808

**Question # 14**

This question sought responses to 3 additional ‘proposals’ and the preamble was as follows:

“ There have been some proposals which feature disposal in a different manner. Some are contrary to international conventions and all lack clear proof of concept. Should any of the following be considered in your opinion as an option?”

- |                                      |         |        |
|--------------------------------------|---------|--------|
| <b><u>Disposal at Sea</u></b>        | ( ) Yes | ( ) No |
| <b><u>Disposal in Ice Sheets</u></b> | ( ) Yes | ( ) No |
| <b><u>Disposal into Space</u></b>    | ( ) Yes | ( ) No |

*Results:*

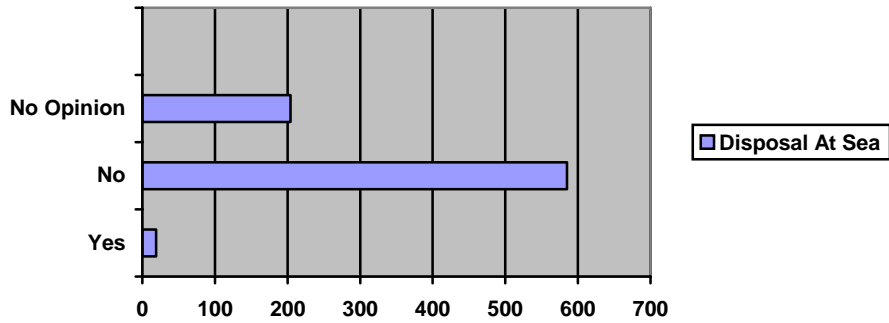
**Disposal at Sea**

19 people marked ‘Yes’

585 people marked ‘No’

204 people marked ‘No Opinion’

Total Responses: 808



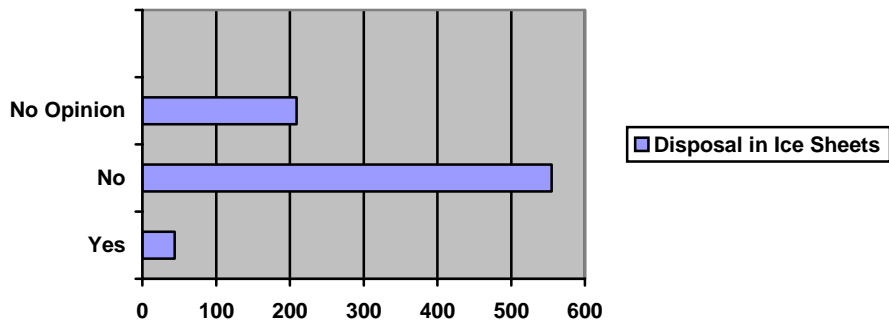
**Disposal in Ice Sheets**

44 people marked 'Yes'

555 people marked 'No'

209 people marked 'No Opinion'

Total Responses: 808



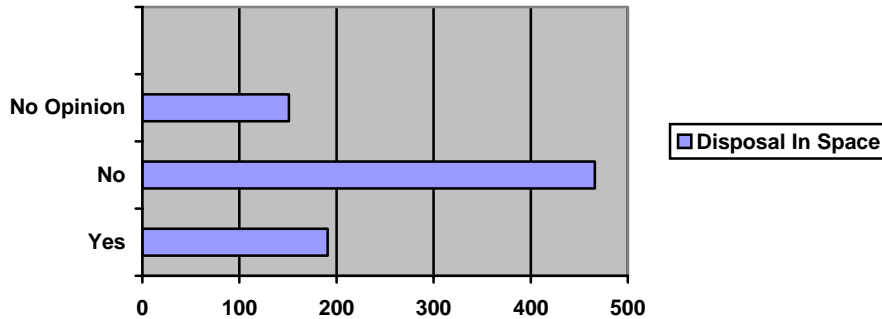
**Disposal into Space**

191 people marked 'Yes'

466 people marked 'No'

151 people marked 'No Opinion'

Total Responses: 808



---

### **Question # 15**

This question sought responses on whether there were any other options the person believed should be considered, and if so, what was that option(s).

*Results:*

See Appendix B for text of responses and further information on those responses in the Findings & Conclusions section of this report.

---

### **Question # 16**

This question sought a yes, or no, or no opinion response to the statement:

“Do you believe that any option should clearly be required to respect Aboriginal rights, traditional practices and/or treaties?”

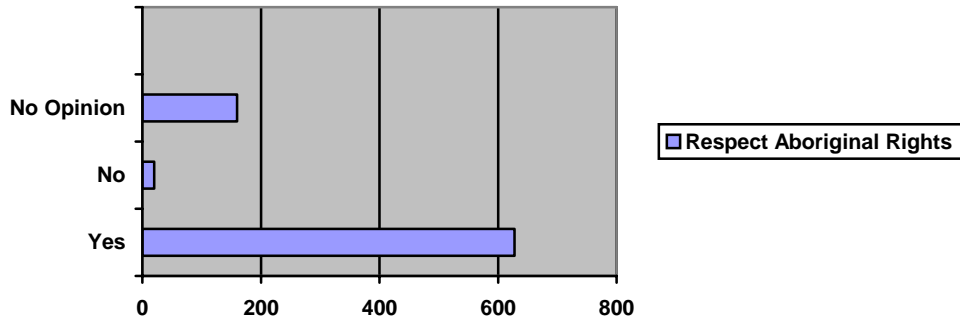
*Results:*

628 people marked “Yes”

20 people marked “No”

160 people marked “No Opinion”

Total Responses: 808



---

### **Question # 17**

This question asked the following:

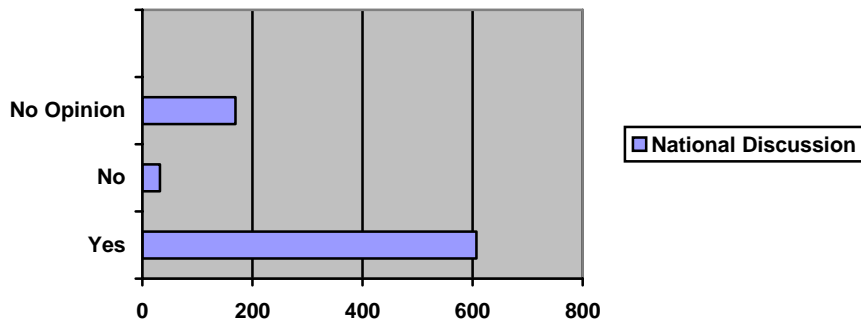
“ Do you believe that in addition to this discussion on disposal issue there needs to be a national discussion on the use of nuclear power?”

*Results:*

607 people marked “Yes”

32 people marked “No”

169 people marked “No Opinion” Total Responses: 808



**Question # 18**

This question asked the following:

“ Do you feel that there needs to be more effective consultations with the Canadian public before the Canadian government makes a final decision?”

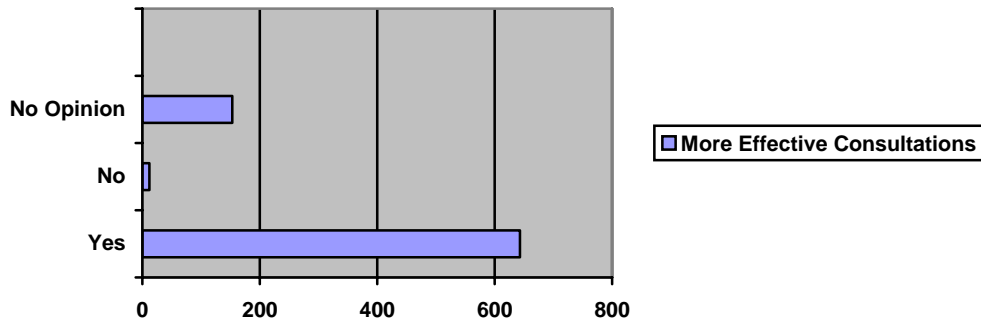
*Results:*

643 people marked “Yes”

12 people marked “No”

153 people marked “No Opinion”

*Total Responses:* 808



---

**Question # 19**

This question asked the following:

“ In your opinion what would constitute an effective consultation. ”

*Results*

See Appendix C for text of responses and further information on those responses contained in the Findings & Conclusions section of this report.

**Question # 20**

This question made the following statement:

“ Previous dialogue with Canadians indicated they want to see the development of a long-term strategy or plan, but they also want action taken now on the first steps of that plan. This will be done in a way that ensures that future generations will be able to make decisions that reflect their own values and priorities. This approach must be adaptable to incorporate new knowledge, have strong governance and measures to insure that citizens understand the issues, remain informed and have a voice in decision-making. How do you fell about this approach?”

- ( ) I agree completely
- ( ) I agree somewhat
- ( ) I disagree
- ( ) No Opinion

*Results:*

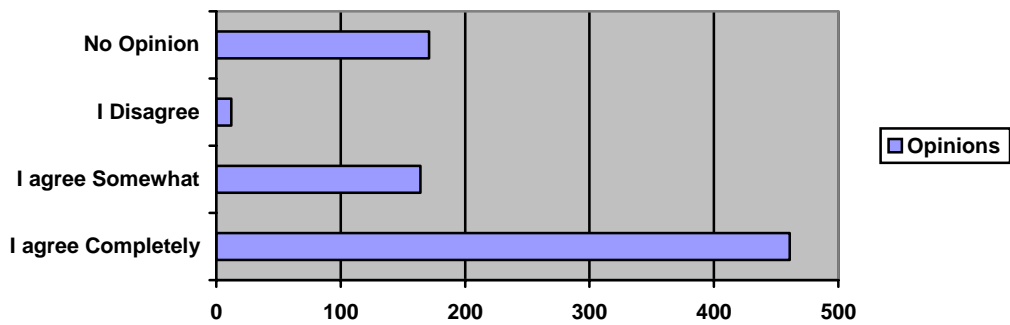
461 people marked “I agree completely”

164 people marked “I agree somewhat ”

12 people marked “I disagree

171 people marked “No Opinion”

*Total Responses: 808*



## **Question # 21**

This question asked the following:

“ Do you have any further comments about this initiative or future initiatives involving this issue?”

*Results:*

See Appendix D for text of responses and further information on those responses contained in the Findings & Conclusions section of this report.

---

## **Findings & Conclusions**

### **Community Locations**

The Ontario Métis Aboriginal Association managed to attend 64 community meetings.

This compares with 16 communities visited in Ontario by the Nuclear Waste Management Organization (through DPRA Canada).

*Comments:*

*In OMAA’s initial proposal we envisaged attending the same community on at least two occasions. This was twofold in purpose. Firstly setting a single date and time in one location would often mean that many people would be unable to attend due to scheduling conflicts, thereby reducing the total attendance. Secondly many people wished an opportunity to hear the message, view the video, obtain the literature and after reviewing same, then provide their comments. A single meeting negates that possibility. Experience has also shown that the return rate on surveys/questionnaires not received at meetings is substantially lower than those produced at the meeting.*

*We note that this was how the mainstream information sessions were conducted and we note that most cities were visited 3, and sometimes more, times. The set-up for DPRA Canada allowed information sessions on back- to- back days, followed by another session approximately 1 month later.*

*However due to a substantial reduction in our proposed funding (by 2/3rds) this was not feasible for OMAA to do and hence we were relegated for the most part to attending a community only on a single occasion.*

*The only feasible options in light of the reduced funding was either visiting less communities on more than one occasion, or visiting more communities on only one occasion. Neither option is particularly appealing, especially when compared to non-Aboriginal communities, which were given the chance for multiple visits. Considering the importance of the topic, we opted to visit more communities and disseminate the information over a wider constituency.*

*In view of the position of the Seaborn panel on the necessity of consultation with and inclusion of Aboriginal people into the process, this relegation of Aboriginal people of Ontario to almost a second class status for this process is not acceptable and should not be repeated again in the future.*

*Another observation of the process discloses that the non-Aboriginal community meetings almost exclusively focus on urban Ontario, and neglecting almost completely rural Ontario. The only locations coming close to a definition of rural would be Huntsville and Owen Sound. OMAA’s community meetings visited 28 communities to date that could be considered rural in nature, such as Echo Bay, Wabigoon, Hurkett and Britt.*

*Out of the 16 communities visited by DPRA Canada only 6 could be classified as northern communities and considering the fact that the prime method for addressing this issue seems to be deep geological disposal one would have thought there would have been more effort to engage the North. OMAA’s community meetings have been to 31 northern communities to date.*

**Numbers in Attendance**

The total minimum attendance for the meetings was 1371 people. This would represent an average of 21.42 people per meeting.

The lowest number of attendees was 0 in Vermilion Bay (during a blizzard) and the highest was 100 in the Kenora Mall, followed by 92 in Bancroft.

Our attendance for single or multiple meetings in communities where the Nuclear Waste Management Organization (thru DPRA Canada) also conducted meetings compares as follows:

City	DPRA		OMAA	
	# of Sessions	Attendance	# of Sessions	Attendance
Kingston	4	15	1	6
Ottawa	4	62	1	9





Pembroke	3	21	3	97
Sudbury	4	50	1	75
Timmins	4	121	1	12
Thunder Bay	4	56	2	33
Kenora	4	48	3	167
Owen Sound	2	17	1	2
Sault Ste Marie	1	-	TBA	
Windsor	1	-	1	63
London	4	23	-	
Pickering	4	22	-	
Toronto	4	52	TBA	
Huntsville	4	18	TBA	
Clarington	4	17	-	
Durham	1	8	-	
Totals	52	530	14	464

*Comments:*

*An examination of the numbers indicates that OMAA’s community consultations in the mentioned cities produced 33.14 attendees per session, as compared to 10.19 people per session for DPRA Canada.*

*Further if one considers the amount of time expended during the sessions (normally 2 hours for OMAA-except in mall locations when it was 8 hours vrs. 12.5 for most of the non-Aboriginal sessions) it would appear that OMAA produced 9.28 people per hour invested, as compared to 3.26 people for the DPRA consultations.*

*As indicated hereinbefore the sequential method of visiting the maximum number of cities permitted by the funding and the judicious use of funds allocated allows for overall a greater penetration into Ontario communities per dollar invested compared to alternative methods. We firmly believe that had the original funding remained we would have attracted significant numbers across Ontario and penetrated even more communities.*

Survey Numbers

As indicated there have been 808 surveys submitted and inputted to date. If we assume that approximately 1371 people participated in the community meetings this would represent about a 58.93 % return of surveys.



Communities Represented in Surveys

There were 154 individual cities/towns/villages represented in the surveys filed. Given the fact that 27 surveys did not have a city marked in there is a definite possibility that the number of cities exposed to this issue in Ontario as a result of our efforts exceeds 160.

*Comments:*

*It is obvious that OMAA's effort to disseminate information on this issue and garner responses has been wider in scope and effect than any other initiative that we know of to date in Ontario.*

*Also consideration should be given to the scope of the communities visited.*

<i>Geographical Regions</i>	<i>Communities Visited</i>	
	<i>OMAA</i>	<i>DPRA</i>
<i>Northwestern Ontario</i>	13	2
<i>Northern Ontario</i>	16	4
<i>Central Ontario</i>	7	5
<i>Southern Ontario</i>	5	2
<i>Eastern Ontario</i>	15	3

---

Age Groups

Out of the 808 people who participated in the surveys to date,

16.0 % were between age 10 and 19,

11 % were between age 20 and 29,

38 % were between age 30 and 49,

21 % were between age 50 and 59, and

14 % were age 60 or older

*Comments:*

*OMAA felt that it was important to ascertain the ages of those attending. This is a problem for all Canadians, regardless of age, sex and race. We are uncertain if other*

groups attempted to gage this issue but it is obvious that OMAA has engaged all age groups in the exercise, with the pre-dominate age group being age 30 to 49, which represented almost 40% of participants.

What is noteworthy however is that the 3<sup>rd</sup> largest group represented would be the youth. This may be as a result of the fact that we encourage parents to bring children to community meetings since they are part of that community, and will form most of the community in the future. In some communities our staff suggested that this issue could be presented to school age children if there was sufficient time to develop an age-appropriate curriculum and obtain prior approval from school boards and/or authorities.

Across Ontario we often heard that the youth had not been engaged in this issue, even though they will bear the burden next when the current generation passes on.

**It is our observation that more effort needs to be expended in educating the youth, both at primary, secondary and post-secondary levels, on all aspects of the issue. This will produce a more educated populace on the issue of nuclear power and nuclear waste management.**

The Ontario Métis Aboriginal Association firmly believes that education will go a long way to reduce, eliminate or mitigate the stereotypes and misinformation that presently exists and which contribute to the collective paranoia, even hysteria on the topic. That education should start now with the children and plans are underway to make a proposal to the Nuclear Waste Management organization in that regard.

---

### Ethnic Status

An analysis of the data collected in this item reveals:

(a) Aboriginal status

- 72.15 % of the participants declaring Aboriginal status were Métis ,
- .99 % of the participants declaring Aboriginal status were Indian on reserve,
- 17.33 % of the participants declaring Aboriginal status were Indian off reserve
- .61 % of the participants declaring Aboriginal status were Inuit
- 1.86 % of the participants declared only Aboriginal status

*Comment:*

*As expected almost ¾'s of those participating declared as Métis. It is however interesting that the second largest group were First Nations off-reserve, followed by on-reserve.*

*Certainly we can attest that many First Nation members who did attend had heard nothing regarding the initiative, nor the problem, from their Bands, or other off-reserve organizations and as a result there were questions as to why this had occurred.*

*There should have been better dissemination of the information on the nuclear waste issue by other Aboriginal participants in the initiative to constituents, not just leadership, or to engage the community as a whole in the process.*

---

(b) Non-Aboriginal status

57 non-Aboriginal people took the survey, which would be 7.05 % of the total participants.

*Comment:*

*While OMAA's mandate did not include specifically looking after the non-aboriginal community, it is interesting that 7% of the total participants were non-Aboriginals. Many would of course be spouses of Aboriginals who chose to attend meetings. Similar to on-reserve First Nations, we heard numerous expressions from non-Aboriginals, about the lack of information on the topic or knowledge that it was even a problem. This mainly occurred during the mall locations, which would attract a multitude of observers from different ethnic backgrounds.*

*This will be encompassed more fully in later observations.*

---

Level of Awareness

The responses to this inquiry are disturbing. Of those responding:

44.80 % indicated they had no knowledge of the current issue of disposal of used nuclear fuel.

47.28 % indicated they had some knowledge of the current issue of disposal of used nuclear fuel.

7.92 % indicated they had sufficient knowledge of the current issue of disposal of used nuclear fuel.

*Comment:*



*When almost 92% of those participating indicate that they have no to only some knowledge about the issue, there has been a massive failure on the part of the industry, government and/or society to educate the public, either adequately, or at all.*

*There is no doubt that the issue is serious and carries profound ecological, financial, social and environmental concerns for this and future generations. Accepting that there are many members of our society that will make no effort to become educated on any topic no matter what resources are allocated, these figures are shocking and completely unacceptable given the seriousness of the issue.*

*Having less than 10% of the population possessing sufficient knowledge could in effect mean that the other 90% may be making a decision based on inadequate, incomplete or factually wrong information. This allows the kind of knee jerk reaction that powers the 'Not In My Backyard' mentality or 'keep your problem where you created it.' We have seen in Ontario how that kind of process clouds factual issues and results in decisions that may have been made for all the wrong reasons. i.e. Toronto/Kirkland Lake garbage debate.*

---

#### Sufficient Effort to Disseminate Information

Of those responding to this question;

7.43 % thought sufficient effort had been made to provide information to the general populace.

78.96 % thought there had not been sufficient effort made to provide information to the general populace.

13.61 had no opinion.

*Comments:*

*Again it is obvious that when over 3/4's of those responding to the survey felt that there had not been sufficient effort to provide information on this issue to the general populace, much work needs to be done. This answer backs up, and may provide an answer to, the previous question as to why most people have little to no information on the topic.*

*The Ontario Métis Aboriginal Association is unaware of how much effort has been expended by the Nuclear Industry to educate the public on this matter. **We do not believe** that this lack of information only pertains to Aboriginal people, or to rural people, since we sampled non-Aboriginals, and urban Aboriginals and the percentages polled showed a broad cross-section of lack of knowledge and a feeling that information had not been sufficiently disseminated on the topic.*

---

*Responsibility for Information Dissemination*

OMAA attempted to ascertain from those polled who should bear the responsibility for providing the information.

- 38.49 % felt that the Nuclear Industry should bear the responsibility.
- 50.00 % felt that the Federal Government should bear the responsibility.
- 4.95 % felt that others should bear the responsibility.
- 6.56 % expressed No Opinion

*Comment:*

*It is obvious that those answering felt the responsibility fell primarily on the Federal government to provide the information, closely followed by the Industry itself. There appears to be minimal desire for others to fulfill that obligation.*

---

*Three Mandated Options*

This section of the survey attempted to gage the feelings of those responding on which option should be considered first, which second and which last.

The first observation can be made on ranking:

- 414 marked Reactor Site Extended Storage as their first option
- 156 marked Centralized Storage as their first option
- 158 marked deep geological Disposal as their first option
  
- 96 marked Reactor Site Extended Storage as their second option
- 332 marked Centralized Storage as their second option
- 125 marked deep geological Disposal as their second option
  
- 160 marked Reactor Site Extended Storage as their third option
- 111 marked Centralized Storage as their third option
- 297 marked deep geological Disposal as their third option

If we give a weight to each answer (3 points for being # 1, 2 points for being # 2 and 1 point for being # 3) then the responses indicate a score as follows:

### Deep Geological Disposal

158 # 1	=	474
125 # 2	=	250
297 # 3	=	297

Total = 1021

### Centralized Storage

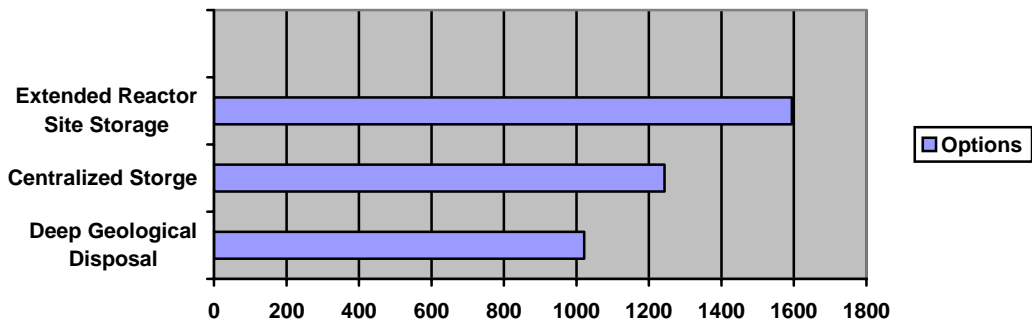
156 # 1	=	468
332 # 2	=	664
111 # 3	=	111

Total = 1243

### Reactor Site Extended Storage

414 # 1	=	1242
96 # 2	=	192
160 # 3	=	160

Total = 1594



#### Comments:

*Whether we examine the responses from preferences or a weighted response clearly most of those who responded favour reactor site extended storage, followed by centralized storage with deep geological disposal the least favoured.*

*Comments made during the process regarding the options will be set out below.*

### Options Receiving International Attention

In dealing with the issue of reprocessing, partitioning and transmutation, of those completing the survey;

- 9.03 % indicated that it should not be considered at present, other than maintaining a 'watching brief'
- 33.42 % indicated that it should be considered at present in addition to the 3 options listed above.
- 23.76 % indicated that it should be considered at present before the 3 above options.
- 33.79 % indicated that they had no opinion

In dealing with the issue of storage or disposal at an international Repository

- 24.00 % indicated that it should not be considered at present, other than maintaining a 'watching brief'
- 21.78 % indicated that it should be considered at present in addition to the 3 options listed above.
- 16.46 % indicated that it should be considered at present before the 3 above options.
- 37.75 % indicated that they had no opinion

In dealing with the issue of emplacement in deep boreholes

- 33.66 % indicated that it should not be considered at present, other than maintaining a 'watching brief'
- 21.29 % indicated that it should be considered at present in addition to the 3 options listed above.
- 10.15 % indicated that it should be considered at present before the 3 above options.
- 34.90 % indicated that they had no opinion

#### *Comments:*

*With regard to reprocessing, partitioning and transmutation it would appear that the majority of those responding (57.18%) favoured considering this option either in addition to or before the 3 mandated options.*

*With regard to storage or disposal at an international Repository the primary response (24.00 %) indicated that it should not be considered at present, other than maintaining a 'watching brief'. It is however interesting to note that 38.24% favoured considering this option either in addition to or before the 3 mandated options.*



*Finally with regard to emplacement in deep boreholes 33.66 % indicated that it should not be considered at present, other than maintaining a ‘watching brief’ and only 31.44% favoured considering this option either in addition to or before the 3 mandated options.*

*There seemed to be interest during the meetings on the possibility of reprocessing of the waste as an alternative and that probably accounts for the higher percentage of people who were prepared to consider it as a potential option to the issue.*

*The issue of transportation remained a concern at most meetings when talking about either centralized storage or deep geological disposal. It did seem strange that 38.24% of respondents indicated that disposal or storage at an international repository in addition to or before the 3 mandated options, should be considered. Given that this option would invariably involve transportation of some sort (probably water) we would expect this to receive a much lower consideration.*

*It is not surprising that with regard to emplacement in deep boreholes, which is a form of deep geological disposal, 33.66 % indicated that it should not be considered at present, given that deep geological disposal ranked third in their choices of mandated options.*

---

### Additional Disposal Options

In an examination of the three listed disposal options the participants indicated as follows:

#### Disposal at Sea

2.35 % marked “Yes”  
72.40 % marked “No”  
25.25 % indicated “No Opinion”

#### Disposal in Ice Sheets

5.45 % marked “Yes”  
68.69 % marked “No”  
25.86 % indicated “No Opinion”

#### Disposal into Space

23.64 % marked “Yes”  
57.67 % marked “No”

18.69 % indicated “No Opinion”

Comments:

*It is clear that a substantial majority of those expressing an opinion in the surveys were against disposal at sea and disposal in ice sheets by a significant margin. This trend continued with regard to disposal into space albeit to a lesser degree. This response mirrors much of the discussion, which took place during the meetings where attendees thought that as space travel becomes safer this option might be more viable than it currently appears.*

---

Other Options

Responses, which surfaced during the meetings and through the surveys, which were entered, included the following, and can be grouped generally into different categories:

1. Recycle options.
    - a. *‘Find a way to recycle and reuse it’*
    - b. *‘I don’t see why it can’t be reused’*
    - c. *‘I think the recycle option would be best’*
    - d. *‘Reuse the spent fuel bundles in fusion reactors’*
    - e. *‘Consider incinerator’*
  2. Keep it where it is.
    - a. *‘Place the used nuclear fuel back in the mines where it came from’*
    - b. *‘Send it back to the mine where it came from’*
    - c. *‘Store the bundles in the desert overseas’*
    - d. *‘Leave it on the nuclear site.’*
  3. Hope for Scientific answers.
    - a. *‘More research into making the radioaction nil.’*
    - b. *‘More science needed to deactivate it’*
    - c. *‘Scientists should figure out what does less damage’*
  4. Options
    - a. *‘Alternative energy sources’*
    - b. *‘Stop using it’*
    - c. *‘Stop processing the nuclear fuel’*
    - d. *‘We should be looking at more natural areas of power’*
-

### Aboriginal Rights

In examining the issue as to whether any option should be required to respect Aboriginal rights, traditional practices and/or treaties, those responding indicated:

77.72 % marked 'Yes'  
2.48 % marked 'No'  
19.80 % indicated 'No Opinion'

#### *Comment:*

*While it is not unexpected that the majority of those completing the survey would answer this question in the affirmative, given their Aboriginal background it is important to note that 7.05% of those completing the survey report as being non-Aboriginals and obviously a good number of them believe this should be the situation also.*

---

### Use of Nuclear Power

In discussing the necessity for a national debate on the use of nuclear power, those responding indicated:

75.12 % marked 'Yes'  
3.96 % marked 'No'  
20.92 % indicated 'No Opinion'

#### *Comments:*

*It is obvious that the vast majority of those completing the survey feel that there needs to be a national debate on the use of nuclear power. During the meetings many observed that such a wide-spread debate had never occurred prior to the building of nuclear power plants, and that one must occur before we proceed further since this will have an impact on the amount of waste that must be handled.*

---

### More Effective Consultations

OMAA posed the question as to whether there needs to be more effective consultations with the Canadian public before the Canadian Government makes a final decision. Of those responding:

79.58 % marked 'Yes'  
1.49 % marked 'No'  
18.93 % indicated 'No Opinion'

*Comment:*

*The amount of people responding to this question is substantial and no doubt results from the feeling that there had not been enough information disseminated on the issue and that most people felt they had not received enough information on the subject prior to these meetings.*

*Clearly there exists a strong feeling that more work needs to be done, in educating and speaking to the public, before a final decision is made.*

---

*What constitutes Effective Consultations?*

The Nuclear Waste Management Organization has heard from the Ontario Métis Aboriginal Association on its position that this process cannot be considered to be a consultation. That position was strongly advocated in our first position paper. This question sought to obtain views from our constituents on what they would consider an **effective consultation**.

Their responses indicated, *inter alia*, the following:

1. 'A referendum'
2. 'A vote by the people'
3. 'A vote of the options before acceptance'
4. 'Canada wide open forum'
5. 'Being advised in advance of consultations'
6. 'Dialogue with all people. Fund it.'
7. 'Getting all parties involved.'
8. 'Higher level of public awareness'
9. 'Hold national meetings and surveys like this'
10. 'If it wasn't for OMAA I wouldn't have heard about it'
11. 'Letters, conventions, TV ads, videos'
12. 'Meetings for the entire community'

### First Steps Statement

With regard to the statement, which deals with first steps being taken now, those responding indicated:

57.05 % indicated that they agreed completely  
20.30 % indicated that they agreed somewhat,  
1.49 % indicated that they disagreed, and  
21.16 % indicated that they had No Opinion.

### Comments:

*It is clear that the majority of respondents agree either completely or somewhat with this statement and only a very small percentage disagree (less than 1.5 %)*

*It is clear that the Aboriginal community agrees with the concepts of:*

- *Taking some action now on the first steps of a long term plan,*
- *Insure that future generations will be able to make decisions reflective of their own values and priorities,*
- *The approach must be adaptable to incorporate new knowledge,*
- *There must be strong governance,*
- *Citizens must understand the issues,*
- *Remain informed, and*
- *Have a voice in decision-making.*

*The Ontario Métis Aboriginal Association submits that the answers we have discussed on other questions hereinbefore reinforce the sentiments contained herein.*

---

### Further Comments

We encouraged those responding to submit any other comments they might have about this initiative or future initiatives regarding this issue. Comments included the following:

1. *'Alternative energy sources should be considered wind/water/sun/thermal'*
2. *'Deeply concerned'*
3. *'I need to hear more on the issues at hand'*
4. *'Make this long term for future generations'*
5. *'Media attention important'*
6. *'Please keep the environment in mind'*
7. *'Why should our children always have to clean up after us?'*

8. *'This issue needs to address all peoples world wide'*

---

## **CONCLUSIONS**

An examination of all of the relevant information, combined with anecdotal evidence gathered from the meetings leads us to the following conclusions. These are not necessarily arranged in order of importance to the Ontario Métis Aboriginal Association.

1. As a general rule the populace (both Aboriginal and non-Aboriginal) seems uneducated and unaware of this issue to any substantial degree and there needs to be a greater effort at educating them at all levels to eradicate misconceptions, prejudices and ignorance.
2. There seems to be a genuine desire for a national debate on the use of nuclear energy prior to making firm decisions on the issue of nuclear waste management. Concern was expressed that this initiative focuses on the quantum of projected waste, without factoring in the issue of additional plants and increased waste, all of which could conceivably effect the preferred approach, costs, locations, etc.
3. Many people commented that the nuclear plants and facilities themselves seem to have been left out of this initiative and discussion needs to take place regarding their future.
4. Many people feel that science needs to be given some time, and obviously funding, for the express purpose of mitigating the 'dangerous' aspects of the problem. Given the relatively short period of time nuclear energy has been with us it is not surprising that a solution has not been discovered to date.
5. There appears to be a real feeling of opposition in the North to being the 'garbage dump' for the South's wastes. Many people expressed a philosophy that it was a problem created in the south and the south needs to address the problem within its area and not look to the north as a place for disposal. This kind of public sentiment has been seen in Ontario during the Toronto garbage debate and OMAA believes the NWMO should not underestimate how strong this feeling is.
6. Education on the risks and benefits of the disposal issue may alleviate some of these emotions but much more work needs to be completed to avoid the same kind of reactions we have seen in the past.
7. Greater effort needs to be expended by the proponents of this initiative in conducting meetings and information in the North. Each region projects different

- challenges in getting the message out but certainly when the north figures strong in 2 of the 3 suggestions and certainly in the approach favoured most by the scientists we feel that greater effort should be expended in the north. This is especially so when much of the potential territory where the 2 options would most likely occur is inhabited primarily by Aboriginals.
8. The strong preference of the constituents who took our survey clearly favours reactor site extended storage, even with the concerns raised (proximity to Great Lakes, geological instability, etc.). In discussions with attendees they seem to feel we need to give scientists some time to see if potential solutions can be discovered to eliminate or ameliorate the problem, and this option leaves those doors open for future opportunities and development in that area.
  9. There remains a strong suspicion on the part of many that the ‘decision’ has already been predetermined and that their opinion means nothing. Efforts were made to dissuade those espousing those views, sometimes successfully and sometimes not.
  10. Additionally many people felt that the producers of the nuclear waste were not the ‘proper people’ to be doing the study. We heard over and over again the ‘fox guarding the chicken coup’ analogy. Frankly many believe that the final solution will have more to do with the bottom line and finances than other considerations. Of course this prejudices the final report and we have urged many to refrain from a final decision in that regard until they see the final report for government.

The Ontario Métis Aboriginal Association wants to extend its thanks to the Nuclear Waste Management Organization and its staff for funding these dialogues. Any criticism contained in the report is constructive in intent and does not derogate from the feelings of appreciation we have for the kindness, professional courtesy and feelings of mutual respect that have been engendered from this project. We have been treated with nothing less than respect and made to feel that our opinions and participation were, and are important to the NWMO. For that we thank them.

All of which is respectfully submitted.

---

Michael McGuire  
President  
Ontario Métis Aboriginal Association

