

# Nuclear Waste Management Organization

## South Bruce Community Survey Report

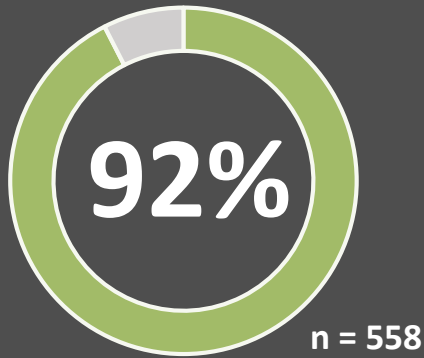
In September 2019, a survey was mailed to 2,090 South Bruce community households. The purpose of the survey was to understand awareness around the Nuclear Waste Management Organization (NWMO) and the site selection process in the community, as well as to gather information about how to best communicate with the community. The survey was available in paper, telephone, and online formats, and responses were collected through October 30, 2019. A total of 562 residents completed the survey through one of these methods.

**Thank you to all who participated!**

The number of responses received to a question or within a comment theme are included throughout this report denoted by “n”.

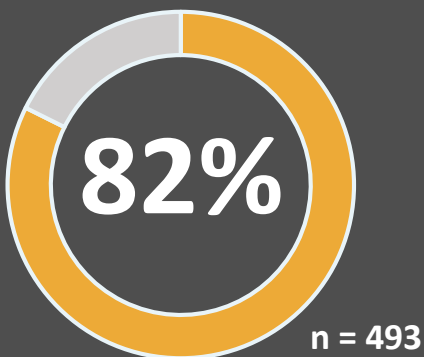
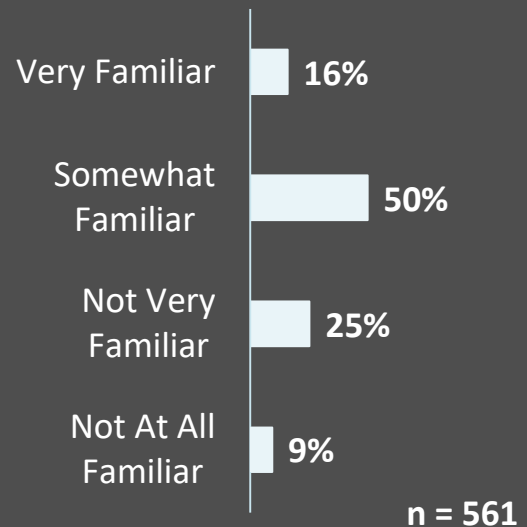
# Nuclear Waste Management Organization South Bruce Community Survey

## AWARENESS, FAMILIARITY, & KNOWLEDGE



Most survey respondents (92%) indicated that they had heard of the Nuclear Waste Management Organization (NWMO) prior to receiving the survey.

About two-thirds of respondents (66%) were very familiar or somewhat familiar with the involvement of South Bruce in the site selection process for a deep geological repository for the long-term management of Canada's used nuclear fuel.



The large majority of responding South Bruce residents (82%) indicated that, prior to receiving the survey, they were aware that the project will only be implemented with the involvement of an informed and willing host community.

# Nuclear Waste Management Organization South Bruce Community Survey

## TOP QUESTIONS TO ADDRESS

Thematic Areas of Submitted Questions	
Safety and Security (e.g., What are the long terms safety risks? What are the plans for the long term monitoring of the site?)	23%
Transportation and Infrastructure (e.g., What is the transportation method/route to the repository?)	19%
Environmental Protection (water) (e.g., What effect may there be on nearby water supplies/sources?)	14%
Economic (e.g., How many/what type of jobs would this create?)	12%
People and Community (e.g., How will this affect my family/community?)	8%
Environmental Protection (non water) (e.g., What is the long term environmental impact of the project?)	7%
Keeping Residents Informed (e.g., How do we acquire more information?)	4%
Community involvement in the decision making process (e.g., How do I give my opinion?)	3%
Timelines and Planning (e.g., Why is it taking so long?)	2%

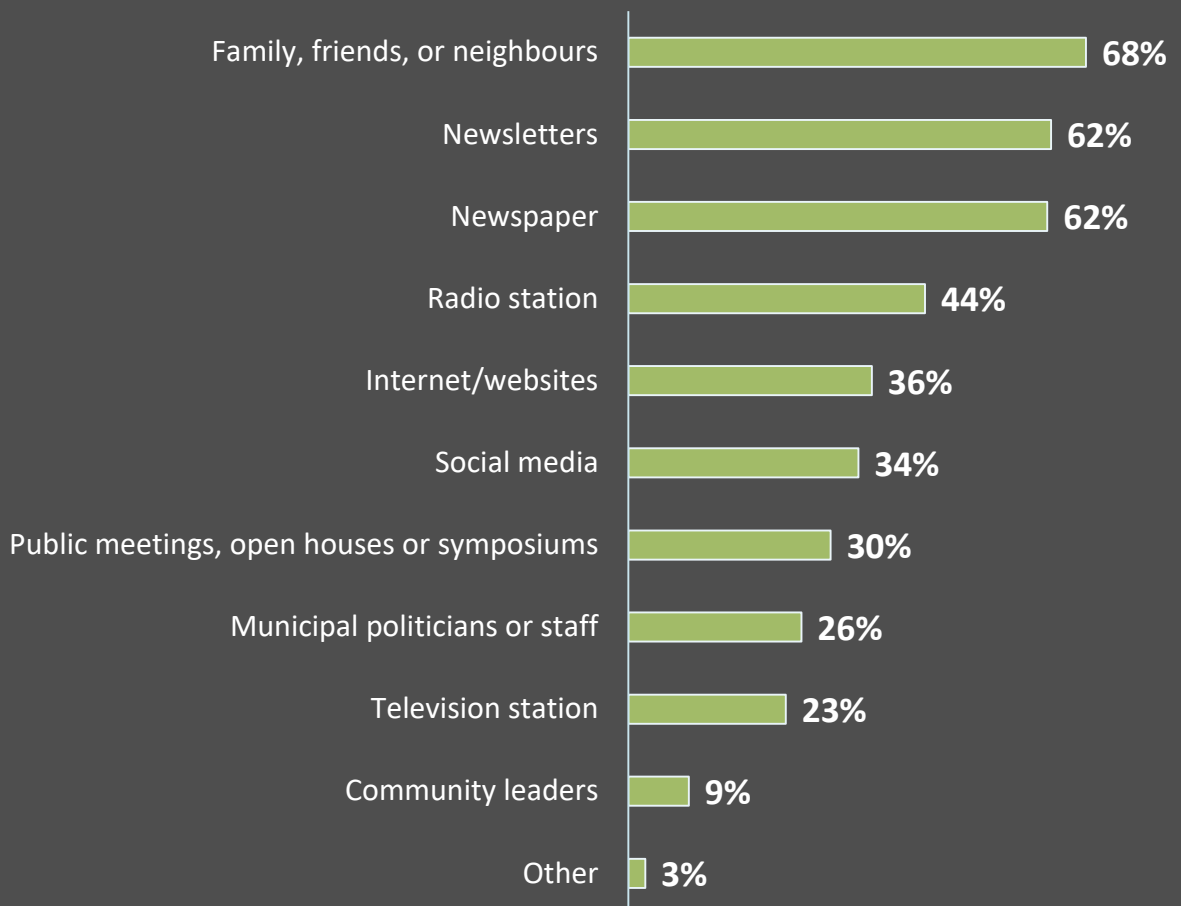
The survey asked responding South Bruce residents what questions they have regarding this project or the studies being undertaken in their community that they would like to see addressed. Respondents could ask multiple questions. Overall, 252 respondents provided at least one comment or question, which, where possible, were grouped into one or more of the thematic areas shown in the table above.

Among those who posed a question, safety and security related questions followed by questions related to transportation and infrastructure were the most commonly mentioned themes, accounting for 42% of all coded responses. Overall, the single most common questions were “What is the exact location(s) being used or looked at?”, “Is it safe?”, and “What effect on nearby water supplies/sources?” which were asked by 28, 27, and 26 South Bruce residents, respectively.

# Nuclear Waste Management Organization South Bruce Community Survey

## SOURCES OF INFORMATION USED

South Bruce residents responding to the survey were asked to select all of the information sources they use to learn about what is happening in their community. The most commonly reported sources of information were family, friends, or neighbours (68%), newsletters (62%), and the newspaper (62%).



\*Respondents were asked to select all that apply.

n = 559

# Nuclear Waste Management Organization South Bruce Community Survey

## PREFERRED METHODS OF NWMO COMMUNICATION

<p>Brochures or newsletters (66%) were most often reported as a preferred method of communication for receiving information from NWMO, followed by the newspaper (46%), the municipality website (36%), and public meetings, open houses or symposiums (31%).</p>	Types of Communication	Like*	Most Prefer
<p>When asked what communication method was <b>most</b> preferred, respondents most often indicated brochures or newsletters (38%), the newspaper (11%), and email communications (11%).</p>	Brochures or newsletters	66%	38%
	Newspaper	46%	11%
	Municipality of South Bruce's website	36%	7%
	Public meetings, open houses or symposiums	31%	7%
	Radio station	28%	4%
	Local social media	27%	6%
	NWMO's website ( <a href="http://www.nwmo.ca">www.nwmo.ca</a> )	26%	6%
	Email communications	23%	11%
	Visiting the South Bruce Learn More Centre	17%	2%
	Attending the South Bruce Community Liaison Committee meetings, or speaking with its members	14%	1%
Other social media accounts	13%	2%	
Municipal politicians or staff	11%	1%	
Other Internet/websites	7%	0%	
Other	3%	2%	

\*Respondents were asked to select all that apply.

Like  
n = 552

Most  
Prefer  
n = 522

# Nuclear Waste Management Organization South Bruce Community Survey

## OTHER COMMENTS

Survey respondents were also given the opportunity to provide any other comments they wish to share. In total, 201 (36%) of responding South Bruce residents provided at least one comment which conveyed a variety of comments, ideas, and questions. Overall, the majority of the feedback gathered was of a more neutral nature (122), followed by generally positive and supportive comments (66) and comments of an unsupportive or critical nature (45). Where a common pattern existed (at least 10 comments of a similar nature), comments were grouped into the following themes\*.

- Questions, comments, or concerns related to the siting process and/or how the project would be implemented in their community (n=33)
- Comments indicated that the respondent was generally against the project, commenting that it was a bad idea, or that they were opposed to the repository being located in their community (n=32)
- Comments that the NWMO is doing a good job about providing information about the project, being transparent about their work, and/or the process (n=26)
- Comments indicated support for the project in general or the idea that the project might be implemented in the community (n=23)
- Questions, comments, or concerns about the economic impact to the community (n=16)
- Questions, comments, or concerns about the safety of the project (n=16)
- Comments indicated more information about the project is desired (n=12)

\*Comments can be included in more than one theme where more than one idea was presented.